



Model Number

NMB10-18GM65-E2-V1

Features

- 10 mm flush
- Stainless steel sensing face
- Increased operating distance

Accessories

V1-G-2M-PUR

Female cordset, M12, 4-pin, PUR cable

V1-W-2M-PUR

Female cordset, M12, 4-pin, PUR cable

AB-18

Mounting aid

Technical Data

General specifications

Switching element function	PNP	NO
Rated operating distance	s_n	10 mm
Installation		flush (Requirements: see drawing below)
Output polarity		DC
Assured operating distance	s_a	0 ... 8.1 mm
Actuating element		Ferrous and nonferrous targets
Reduction factor r_{Al}		0.4
Reduction factor r_{Cu}		0.25
Reduction factor r_{304}		0.85
Reduction factor r_{S37}		1

Nominal ratings

Operating voltage	U_B	10 ... 30 V DC
Switching frequency	f	0 ... 240 Hz
Hysteresis	H	3 ... 15 typ. 5 %
Reverse polarity protection		reverse polarity protected
Short-circuit protection		pulsing
Voltage drop	U_d	≤ 2 V
Operating current	I_L	≤ 200 mA
Off-state current	I_r	≤ 10 μ A
No-load supply current	I_0	≤ 15 mA
Operating voltage indicator		LED, green
Switching state indicator		LED, yellow

Functional safety related parameters

MTTF _d	847 a
Mission Time (T _M)	20 a
Diagnostic Coverage (DC)	0 %

Standard conformity

Standards	EN 60947-5-2:2007 IEC 60947-5-2:2007
-----------	---

Ambient conditions

Ambient temperature	-25 ... 70 °C (-13 ... 158 °F)
---------------------	--------------------------------

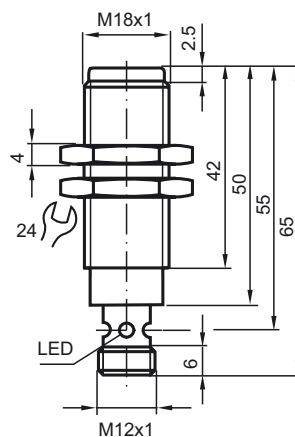
Mechanical specifications

Connection type	Connector M12 x 1, 4-pin
Housing material	Stainless steel 1.4305 / AISI 303
Sensing face	Stainless steel 1.4305 / AISI 303
Degree of protection	IP67

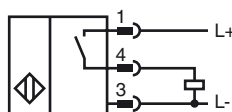
Approvals and certificates

UL approval	cULus Listed, General Purpose
CSA approval	cCSAus Listed, General Purpose
CCC approval	CCC approval / marking not required for products rated ≤ 36 V

Dimensions



Electrical Connection

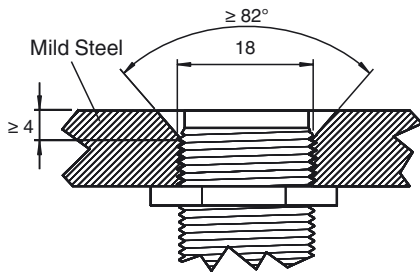


Pinout



Wire colors in accordance with EN 60947-5-2

1	BN	(brown)
2	WH	(white)
3	BU	(blue)
4	BK	(black)



Sensor face is flush with mounting surface.